

The Italian Chapter of Endovascular Resuscitation: TRAUMA AND BEYOND

January 18 - 19 2023

Aula Magna
Università degli Studi - Milano



SCIENTIFIC SECRETARY

HAYATO KURIHARA



PRESIDENT


Prof. GIANPAOLO CARRAFIELLO



SCIENTIFIC SECRETARY

ANNA MARIA IERARDI

LOCAL SCIENTIFIC COMMITTEE



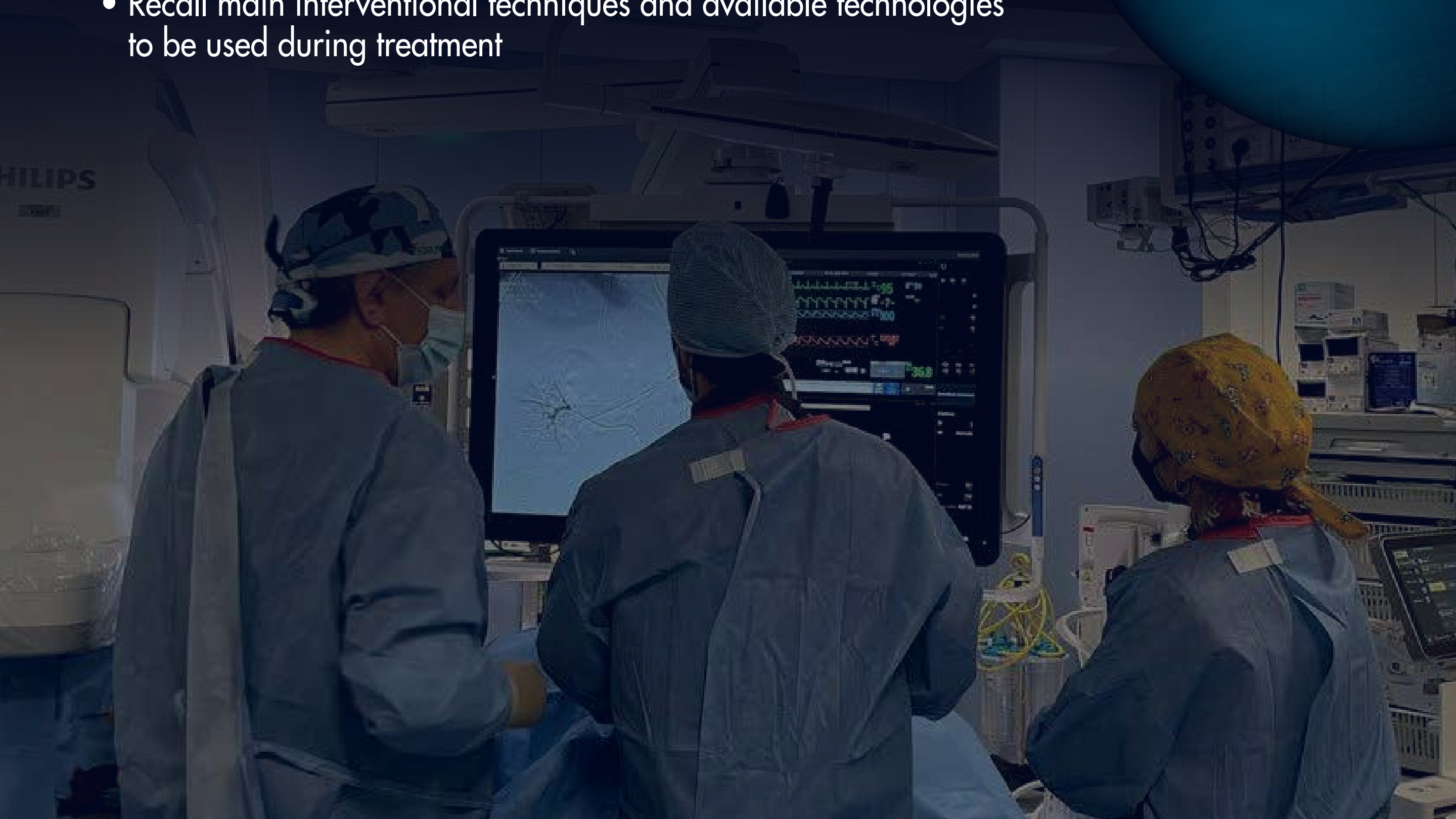
FACULTY



TOPICS

PROGRAM DRAFT

- Multidisciplinary approach to trauma and beyond
- Non-operative management: state of the art - on the basis of the guidelines
- EndoVascular Resuscitation and Trauma Management (EVTM) and with hybrid approach
- REBOA in trauma and beyond
- Challenging cases: Incorrectly managed cases
- Anesthesiology point of view
- Vascular access (blinded, imaging-guided)
- Embolic portfolio (sheaths, catheters and microcatheters, embolic agents)
- Recall main interventional techniques and available technologies to be used during treatment



AIMS

The aims of the Embolization Course is to identify current treatment challenges, to share best practices, and to find consensus on controversial topics to improve patient outcomes.

Informal exchange of ideas in the more challenging areas of peripheral embolization therapies is mandatory to achieve the goals of the course.

The workshop is aimed at moderate to highly trained physicians and by that sharing up to date and state of the art bleeding control methods in trauma, using endovascular and hybrid solutions. The objectives are to discuss and share: what are the possibilities, what can be done and how, how to measure and do selected bleeding control methods. What are the indications and how to select patients.

Participants and faculty members will share and discuss their cases among each other.



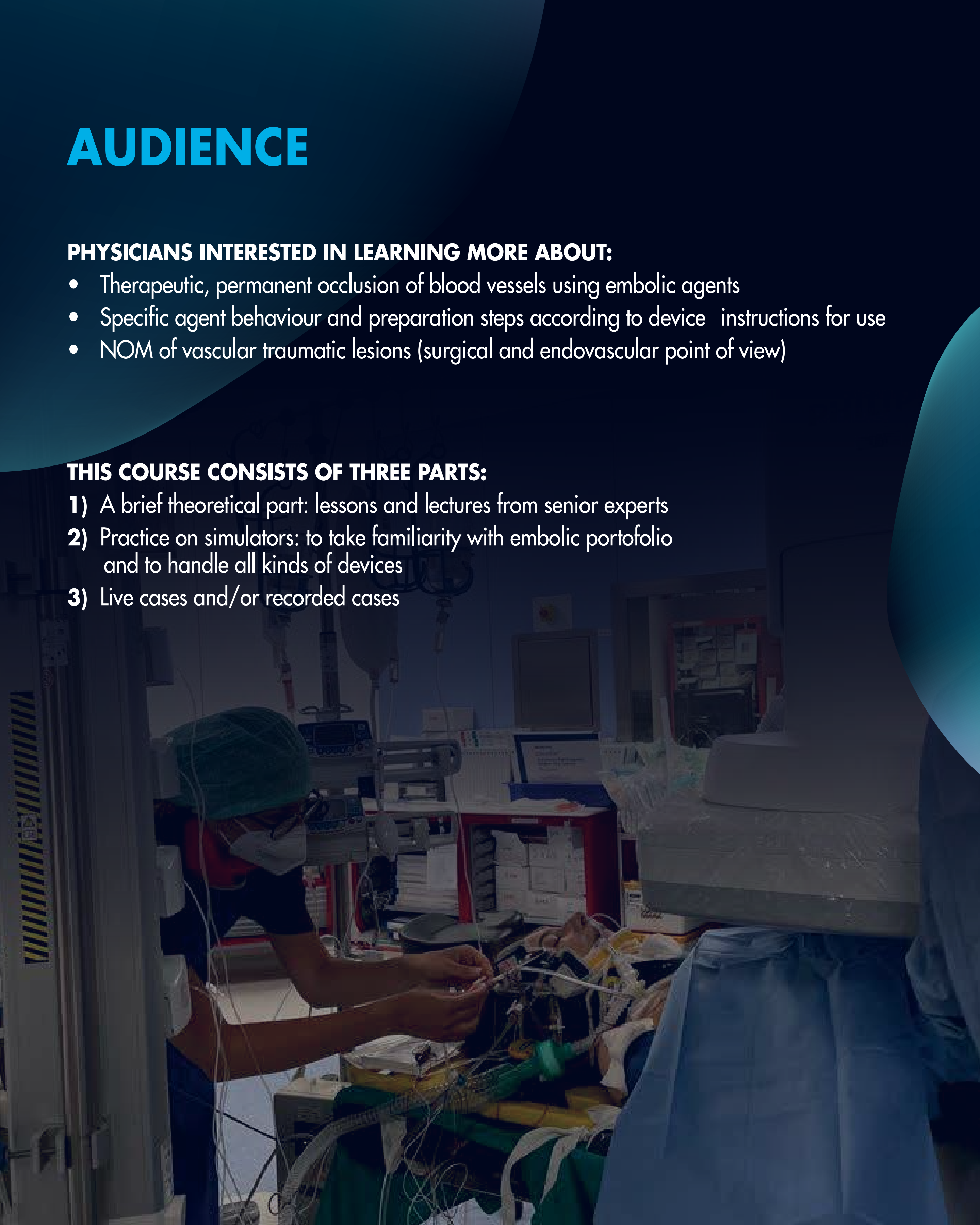
AUDIENCE

PHYSICIANS INTERESTED IN LEARNING MORE ABOUT:

- Therapeutic, permanent occlusion of blood vessels using embolic agents
- Specific agent behaviour and preparation steps according to device instructions for use
- NOM of vascular traumatic lesions (surgical and endovascular point of view)

THIS COURSE CONSISTS OF THREE PARTS:

- 1) A brief theoretical part: lessons and lectures from senior experts
- 2) Practice on simulators: to take familiarity with embolic portfolio and to handle all kinds of devices
- 3) Live cases and/or recorded cases



1ST DAY, FROM 11:00 AM

11:00

Welcome and Presentation of the Congress

11:10

ENDOVASCULAR AND HYBRID OPTIONS IN VASCULAR TRAUMA

(each talk lasts 8 minutes)

“WHO IS STABLE WHO IS UNSTABLE?”

TRAUMA TEAM AND TRAUMA TEAM COMMUNICATION

THE ANAESTHESIOLOGIC POINT OF VIEW

PRACTICAL ISSUES TOWARDS CT/HYBRID/RAPTOR

REBOA AS AN ENDOVASCULAR TRAUMA MANAGEMENT TOOL

TIPS AND TRICKS, COMPLICATIONS AND THEIR MANAGEMENT

ITALIAN EXPERIENCE WITH REBOA

WORLDWIDE PRACTICE AND ABOTRAUMA REGISTRY

DISCUSSION (26 min)

A dimly lit operating room with a surgeon in blue scrubs and a mask standing over a patient on a table. The patient is covered with a blue drape, and various medical equipment and monitors are visible in the background.

● RECORDED CASES / LIVE CASE

12:40 - 13:10

13:10

LUNCH (45 min)

14:00

(1h, 50min)

ENDOVASCULAR APPROACH - PART 1

(each talk lasts 8 minutes)

HEMORRHAGIC EMERGENCIES: ENDOVASCULAR APPROACH

ENDOVASCULAR MANAGEMENT OF MAJOR VESSELS

TRAUMATIC LESIONS: THE USE OF STENTS GRAFT

VASCULAR ACCESS: TIPS AND TRICKS

CLOSURE DEVICES

**EMBOLIZATION PORTOFOLIO: SHEETS, CATHETERS
AND MICROCATHETERS, EMBOLIC AGENTS**

MICROCATHETERS: ARE THEY ALL THE SAME?

COILS AS EMBOLIC AGENTS

MVP AND AVP AS EMBOLIC AGENTS

POLYMER AS EMBOLIC AGENT

GLUE AS EMBOLIC AGENTS

PARTICLES AS EMBOLIC AGENTS

DISCUSSION (22 min)

15:50

• **LIVE CASE** **RECORDED CASE**

16:20

COFFEE BREAK (30 min)

16:50

EXPERTS VS SPECIALIST IN TRAINING SESSION

Challenging cases discussion (5 min presentation,+7 min discussion for each)



2ND DAY, FROM 08:30 AM

08:30
(1h, 10min)

ENDOVASCULAR APPROACH - PART 2

(each talk lasts 8 minutes)

HOW TO CHOOSE THE EMBOLIC AGENT

TIPS AND TRICKS IN EMBOLIZATION

MODERN TOOLS IN EMBOLIZATION

COMPLICATIONS AND MANAGEMENT

ORGANIZATION OF AN ENDOVASCULAR TEAM

HYBRID ROOM: HAS ANYTHING CHANGED FOR THE ENDOVASCULAR APPROACH?

THE IMPORTANCE OF THE SIMULATORS

DISCUSSION (14 min)

09:40

VASCULAR EMERGENCIES BEYOND THE TRAUMA

Moderators: (each talk lasts 8 minutes)

PULMONARY EMBOLISM ENDOVASCULAR TREATMENTS

RAAA: ENDOVASCULAR APPROACH

TEVAR IN EMERGENCY

GYNECOLOGIC EMERGENCIES AND ENDOVASCULAR APPROACH

REBOA IN GYNECOLOGY

IATROGENIC VASCULAR LESIONS AND ENDOVASCULAR TREATMENT

SPONTANEOUS BLEEDING AND MANAGEMENT: WHEN ENDOVASCULAR TREATMENT

DISCUSSION (14 min)

COFFEE BREAK (30 min)

11:20
(30min)

• LIVE CASE RECORDED CASE

11:50 ●

EXPERTS VS SPECIALIST IN TRAINING SESSION

SPECIALIST IN TRAINING SESSION

Challenging cases discussion (5 min presentation, +7 min discussion for each)

Each participant can show challenging cases in which a discussion may take place (difficult situations; cases not correctly managed; quiz-cases; cases in which different management may be applied)



12:50 ●

LUNCH (45 min)

13:40 ●

• LIVE CASE RECORDED CASE

14:30 ●

END

SIMULATOR EXERCISE AND PRACTICE

ALWAYS AVAILABLE

GENERAL INFORMATION

CONFERENCE VENUE

Aula Magna

Università degli Studi di Milano

Via Festa del Perdono, 7, 20122 Milano MI

REGISTRATION FEES

NON-MEMBERS: € 360.00

SIRM EVTM members: free

ESTES and SICUT members: 20% discount (€ 288.00)

THE REGISTRATION FEE INCLUDES:

- Access to all sessions and lectures
- Congress Kit
- Certificate of attendance
- Coffee break
- Lunch box

EVENT RESERVED TO THE FOLLOWING PROFESSIONALS:

Anesthesiology

Vascular surgery

General surgery

Interventional radiology

Emergency Medicine

Technicians

Nurses

REGISTRATION

Participants will receive an electronic badge upon entering the facility.

PARTICIPATION CERTIFICATE

After the event, the organizing office will send the certificate of attendance by email.

EXIBITION

At the venue you will find an area dedicated to sponsors, accessible at the same time as the conference works.

RESTAURANT SERVICES

Coffee breaks will take place in the cloister in front of the main hall. Please promptly report any allergies and / or intolerances to the organizing office.

HOW TO REACH THE CONGRESS VENUE

Via Festa del Perdono, 7, 20122 Milano

BY CAR

The congress venue is located Via Festa del Perdono 7, 20122 Milano.

Private parking lots are located in Via Uberto Visconti di Modrone 12 and Via Olmetto 9, 20123 Milano

BY SUBWAY

- yellow line 3, Missori stop

TAXI

Tel. 02 6969

PATRONAGE REQUESTED FROM:



**UNIVERSITÀ
DEGLI STUDI
DI MILANO**



SICUT
Società Italiana di Chirurgia
d'Urgenza e del Trauma



Fondazione IRCCS
Ca' Granda
Ospedale Maggiore
Policlinico

Sistema Socio Sanitario



**Regione
Lombardia**



WOMIBLAB

SEGRETERIA ORGANIZZATIVA E PROVIDER ECM

www.womblab.com

barbara@womblab.com

+39 011 433 6307